

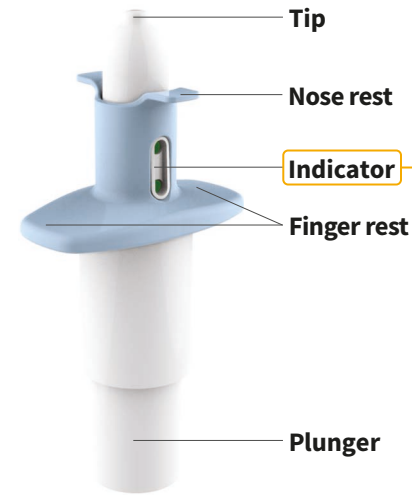
Important

This device is intended for administration by the patient, **under supervision of a healthcare professional.** Read this Instructions for Use in full before training and supervising patient.

Need help?

For additional assistance or to share your feedback call 800-JANSSEN (800-526-7736).

Nasal Spray Device

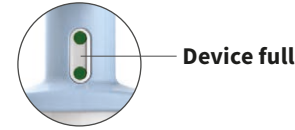


Each device delivers two sprays containing a total of 28 mg of esketamine.

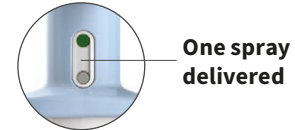
Indicator

One device contains 2 sprays.
(1 spray for each nostril)

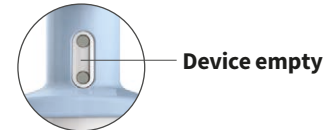
2 green dots (0 mg delivered)



1 green dot

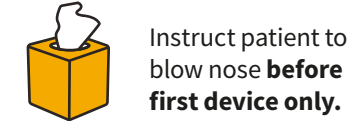


No green dots
Two sprays (28 mg) delivered



Step 1 Get ready

Before first device only:



Instruct patient to blow nose **before first device only.**

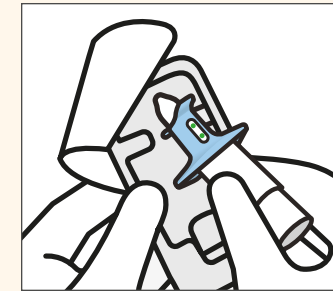


Confirm required number of devices.

56 mg = 2 devices

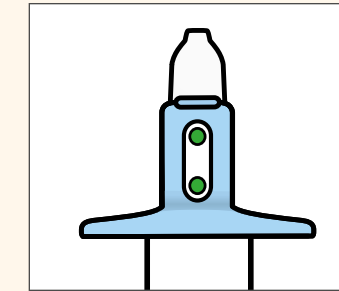
84 mg = 3 devices

Step 2 Prepare device



Healthcare professional:

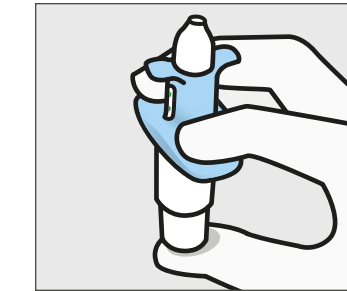
- Check expiration date ('EXP'). If expired, get a new device.
- Peel blister and remove device.



Healthcare professional:

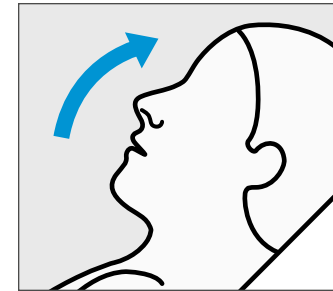
- **Do not prime device.** This will result in a loss of medication.
- Check that indicator shows **2 green dots.** If not, dispose of device and get a new one.
- Hand device to patient.

Step 3 Prepare patient



Instruct the patient to:

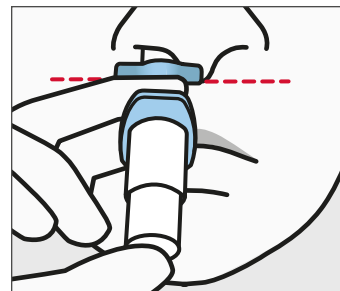
- Hold device as shown with the thumb gently supporting the plunger.
- **Do not** press the plunger.



Instruct the patient to:

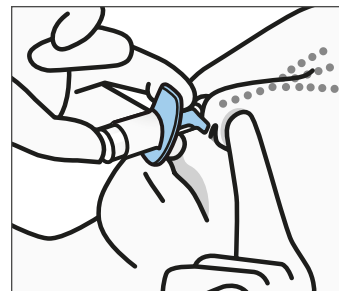
- Recline head at about **45 degrees** during administration to keep medication inside the nose.

Step 4 Patient sprays once into each nostril



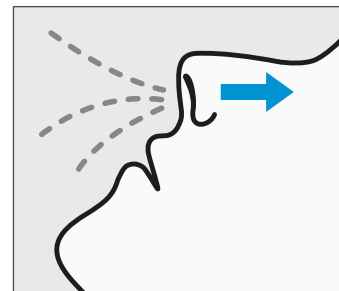
Instruct the patient to:

- Insert tip straight into the **first nostril.**
- Nose rest should touch the **skin between the nostrils.**



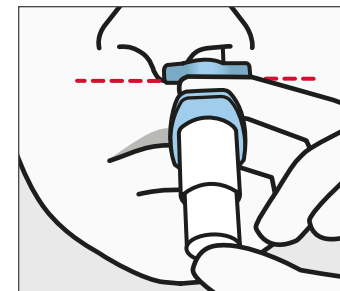
Instruct the patient to:

- Close opposite nostril.
- **Breathe in through nose** while pushing plunger all the way up until it stops.



Instruct the patient to:

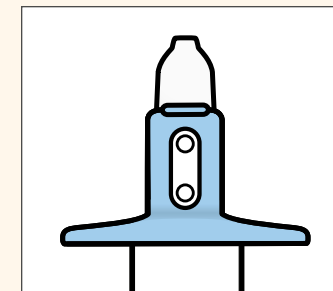
- **Sniff gently** after spraying to keep medication inside nose.



Instruct the patient to:

- Switch hands to insert tip into the **second nostril.**
- Repeat Step 4 to deliver second spray.

Step 5 Confirm delivery and rest



Healthcare professional:

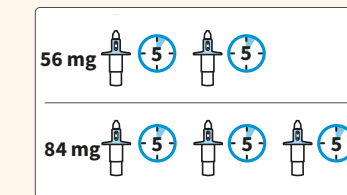
- Take device from patient.
- **Check that indicator shows no green dots.** If you see a green dot, have patient spray again into the second nostril.
- Check indicator again to confirm device is empty.



Instruct the patient to:

- Rest in a comfortable position (preferably, semi-reclined) for **5 minutes after each device.**
 - If liquid drips out, dab nose with a tissue.
- ⚠ Do not** blow nose.

Next device



Healthcare professional:

- **Repeat Steps 2-5** for the next device.


IMPORTANT: Ensure that patient waits **5 minutes after each device** to allow medication to absorb.

Disposal

Dispose of used device(s) per facility procedure for a Schedule III drug product and per applicable federal, state, and local regulations.

This Instructions for Use has been approved by the U.S. Food and Drug Administration.


Manufactured for:
Janssen Pharmaceuticals, Inc.
Titusville, NJ 08560
Revised: November 2019
© 2019 Janssen Pharmaceutical Companies

Instructions for Use
SPRAVATO®
(SPRAH VAH' TOE) 
(esketamine)
Nasal Spray Device



28 mg per device

Each device delivers
two sprays containing a total
of 28 mg of esketamine.

Instructions for Use
SPRAVATO®
(SPRAH VAH' TOE) 
(esketamine)
Nasal Spray Device



28 mg per device

Each device delivers
two sprays containing a total
of 28 mg of esketamine.